

PMFA Series

POLARIZATION MAINTAINING OPTICAL FIBER AMPLIFIERS

PriTel's PMFA Series of Polarization Maintaining Optical Fiber Amplifiers are designed for R&D applications in telecommunications, fiber lasers, optical switching, and microwave photonics.



Shown with power monitor option

Specifications

Model	<u>PMFA-15</u>	<u>PMFA-18</u>	<u>PMFA-20</u>	<u>PMFA-30</u>
Saturated output power	15 dBm	18 dBm	20 dBm	30 dBm
Small signal gain	>25 dB	>30 dB	>35 dB	>40 dB
Noise figure	<5.5 dB	<5.5 dB	<5.5 dB	<8 dB
Polarization extinction	>22 dB	>22 dB	>23 dB	>23 dB
Input power range	-30 to +10 dBm	-20 to +10 dBm	-10 to +10 dBm	-10 to +10 dBm
Wavelength range	1530-1565 nm	1530-1565 nm	1530-1565 nm	1535-1565 nm
Dimensions	10 cm x 26 cm x 28 cm	10 cm x 26 cm x 28 cm	15 cm x 26 cm x 28 cm	15 cm x 26 cm x 28 cm
Optical				
Gain medium	Er-doped silica fiber (PMFA-15 to PMFA-22) Er/Yb-doped double-clad silica fiber (PMFA-23 to PMFA-30)			
Pump source	980 nm diode laser			
Connectors	FC/PC – Slow Axis (other connectors available as options)			
Environmental				
Operating temperature	+15 to 30°C			
Storage temperature	-20 to 50°C			
Electrical/ Mechanical				
Operating Voltage	85-264 VAC at 47-63 Hz			
Power consumption	<125 W			

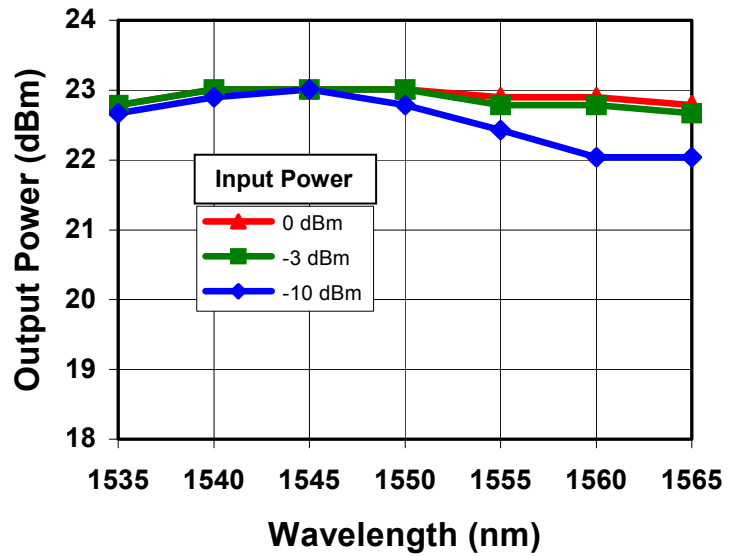
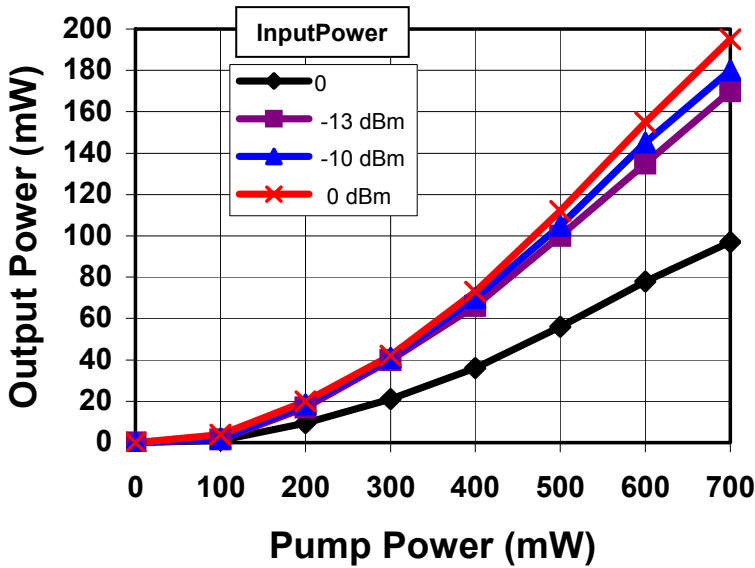


PriTel, Inc.

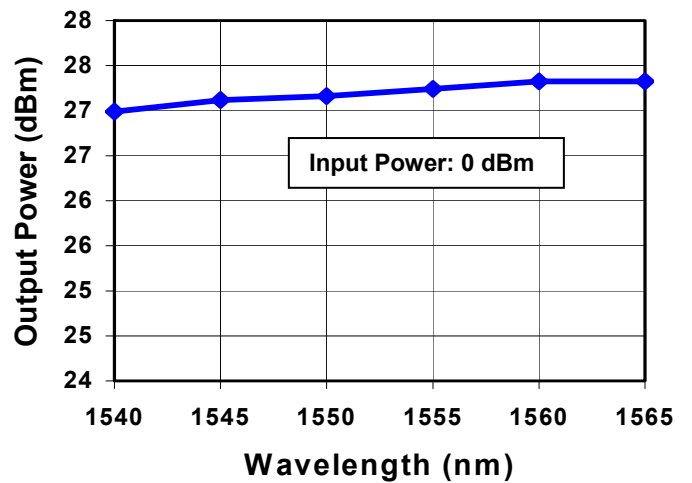
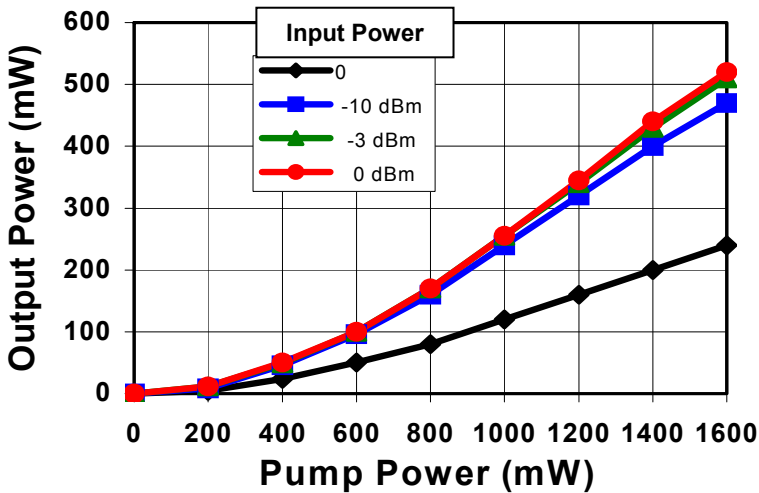
P.O. Box 4025, Naperville, IL 60567-4025, USA
Ph: 630-983-2200, Fx: 630-983-2260 (USA)
E-mail: PriTel@PriTel.BIZ, Internet: www.PriTel.BIZ

Typical Performance of PriTel's Polarization Maintaining Optical Fiber Amplifiers

Model PMFA-22



Model PMFA-26



Information contained herein is deemed to be reliable and accurate. PriTel, Inc. assumes no responsibility and shall have no liability relating to its use. PriTel, Inc. reserves the right to change product specifications at any time without notice.



pmfa.rev6b.doc

PriTel, Inc.

P.O. Box 4025, Naperville, IL 60567-4025, USA
 Ph: 630-983-2200, Fx: 630-983-2260 (USA)
 E-mail: PriTel@PriTel.BIZ, Internet: www.PriTel.BIZ